

قطر للبترول
Qatar Petroleum



DRILLING OPERATIONS INCIDENT REVIEW COMMITTEE

DOIRC # 21

26TH NOVEMBER 2007

HSE STATS & HIGHLIGHTS

HIGHLIGHTS Oct. 2007


Rig / Vessel	Days Without LWC	
GDI - 4	24	Since (6/10/2007)
Gulf - 2	161	Since (22/05/2007)
Gulf - 1	392	Since (3/10/2006)
GDI - 1	581	Since (30/05/2006)
GDI - 3	586 *	
GDI - 2	953 *	
HALUL 37	1138 *	
R/L W/SH & WHS	1481 *	
HALUL 30	1707 *	
DK W/SH & Rigless	1948 *	(5 years App.)

QP: Last LWC on Nov 9th., 2004 (Dukhan)

Contractors: Last LWC on Oct 6th. 2007 (GDI-4)

*** Zero LWC since start up**

HSE HIGHLIGHTS Oct. 2007

- Organised the quarterly “DOIRC”, Jan. 22nd & May 21st.
- Drilling Department was awarded the ISO 14001 Certificate, July 1st. 
- Cascaded 18 Safety Alerts.
- Zero Environmental Incident.
- 8 Management HSE Inspections were carried out.
- Achieved the Drilling Dept. targets and objectives of QP’s Safety Incentive Scheme for Q3 – 2007.

SAFETY SCHEME Oct. 2007

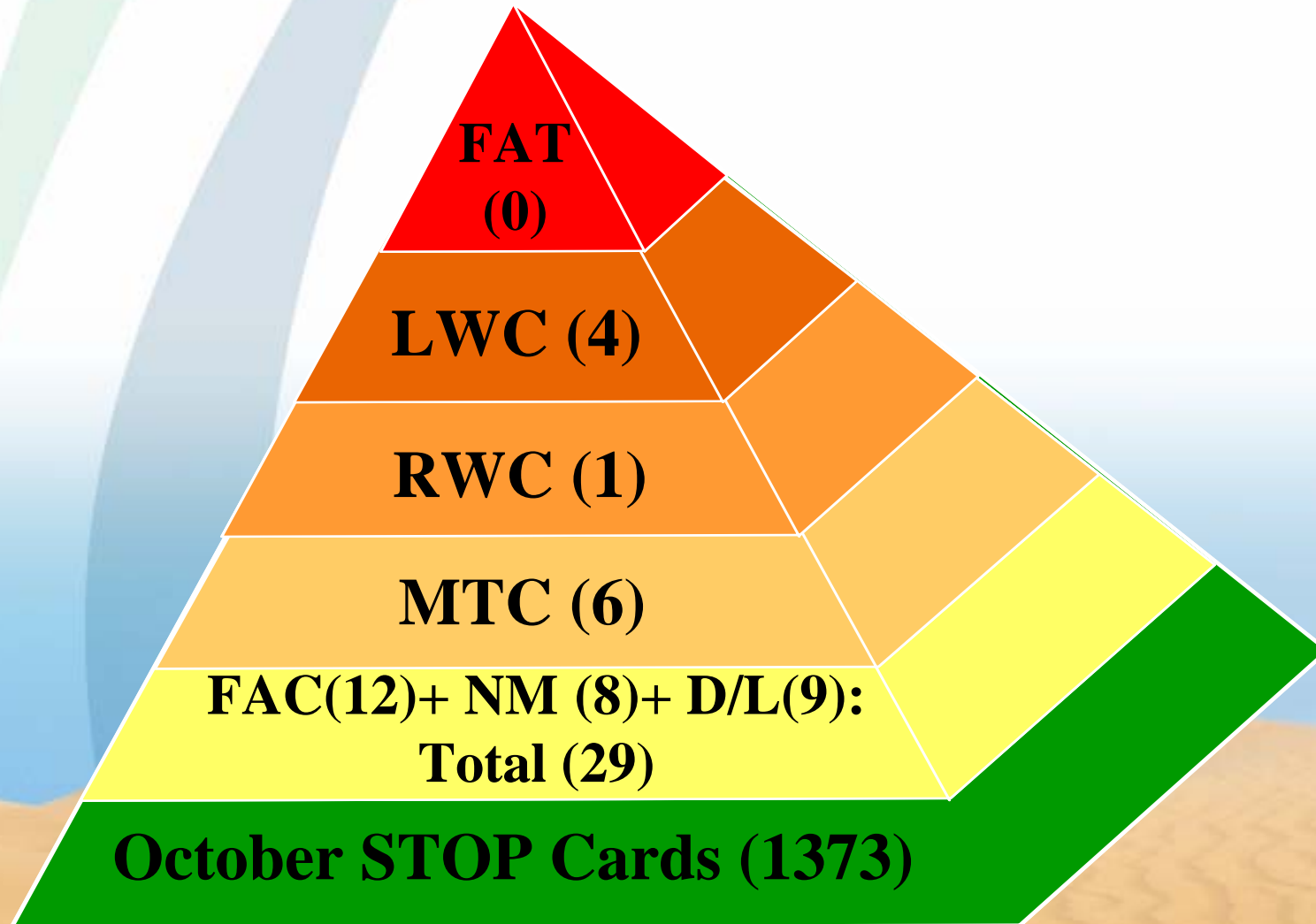
	2007 Targets	2007 Actuals
FAR*	0	0
LTIF**	3.75	2.26
TRCF***	7.50	6.22
First Aid	No Targets	12
Damage	No Targets	9
Near Miss	No Targets	8
Well Control	No Targets	15

* FAR = Fatality Accident Rate = FAT * 100,000,000 / Man Hours

** LTIF = Lost Time Incident Frequency = LWC * 1,000,000 / Man Hours


*** TRCF = Total Reportable Case Frequency = TRC * 1,000,000 / Man Hours

HSE STATISTICS Oct. 2007



QG3&4 JADT Upstream Project

SAFETY PERFORMANCE Year to Date October 2007




Bill Mitchell
HSE Lead, Drilling Dept.

SAFETY PERFORMANCE YTD 2007

Man-hours	LTI	LTIR	TRI	TRIR
1,224050	0	0.00	0	0

LAST Recordable Injury, Medical Treatment February 2006

(3rd Party contractor cut the index finger of his right hand).



SAFETY PERFORMANCE Project

12 Month Rolling Average		
Total Hours	TRI	12Month TRIR
1,280,166	0	0.00

Since FEED January 2005		
Total Hours	TRI	FEED TRIR
3,177,575	4	0.25

Whole Project 3 Million Man Hours LTI Free 27th September 2007



SAFETY PERFORMANCE

Since Last DOIRC (October 2007)

0 Recordable Incidents

13 x Non-Recordable Incidents (FAC)

- 4 x Cut fingers
- 2 x Lower back pain
- 1 x Cut to Cheek
- 2 x cuts to leg
- 1 x Heat Cramps
- 1 x Dust in eyes
- 1 x Twisted ankle
- 1 x Minor Knee pain

14 x Near Miss Events


- 5 x Dropped Object
- 1 x Floorman falls over in mud incident
- 2 x Lifting Operations
- 1 x Potential collision in skidding
- 2 x Caught between
- 2 x Lack of Cascade Air
- 1 x Smoldering Laundry clothes

1 x Vehicle Incidents


- 1 x minor bump at round about

2 x Property Damage

- 1 x Boat collision
- 1 x Damage to equipment in shore base



Incident Snapshot



Incident Snapshot

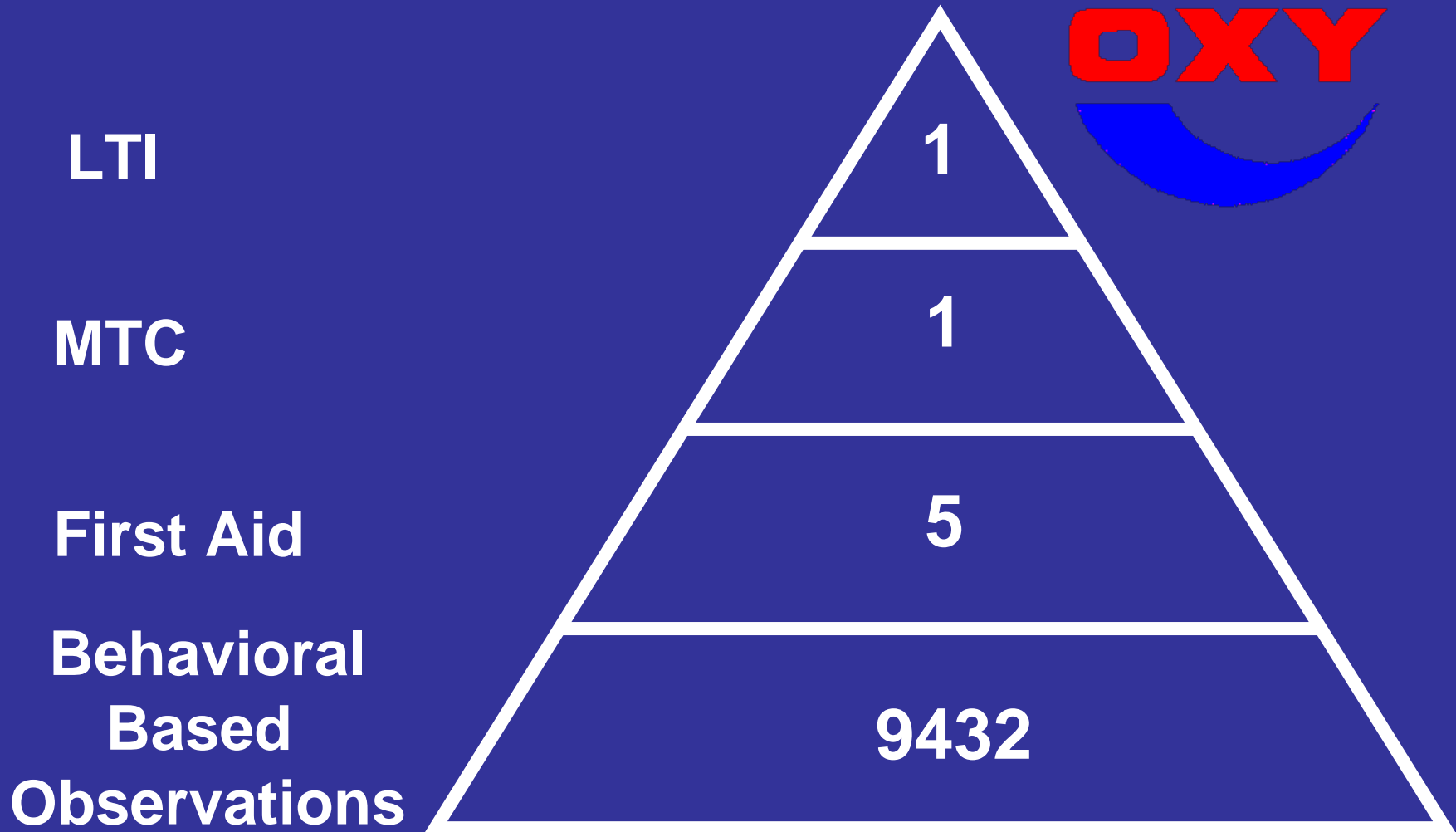


Thank You

Bill Mitchell



1st Jan 07 – 1st Nov 07



LTIR – 0.28

TRIR – 0.55



Safety Performance 2007

Maersk Oil Qatar

Drilling Department



Safety Performance 2007

2007 End Oct.	LWC	Minors	Near Misses
Numbers	1	10	36

	LWCF	TRIF	
Frequency	.5	5.9	
2007 Targets	1.5	5.5	

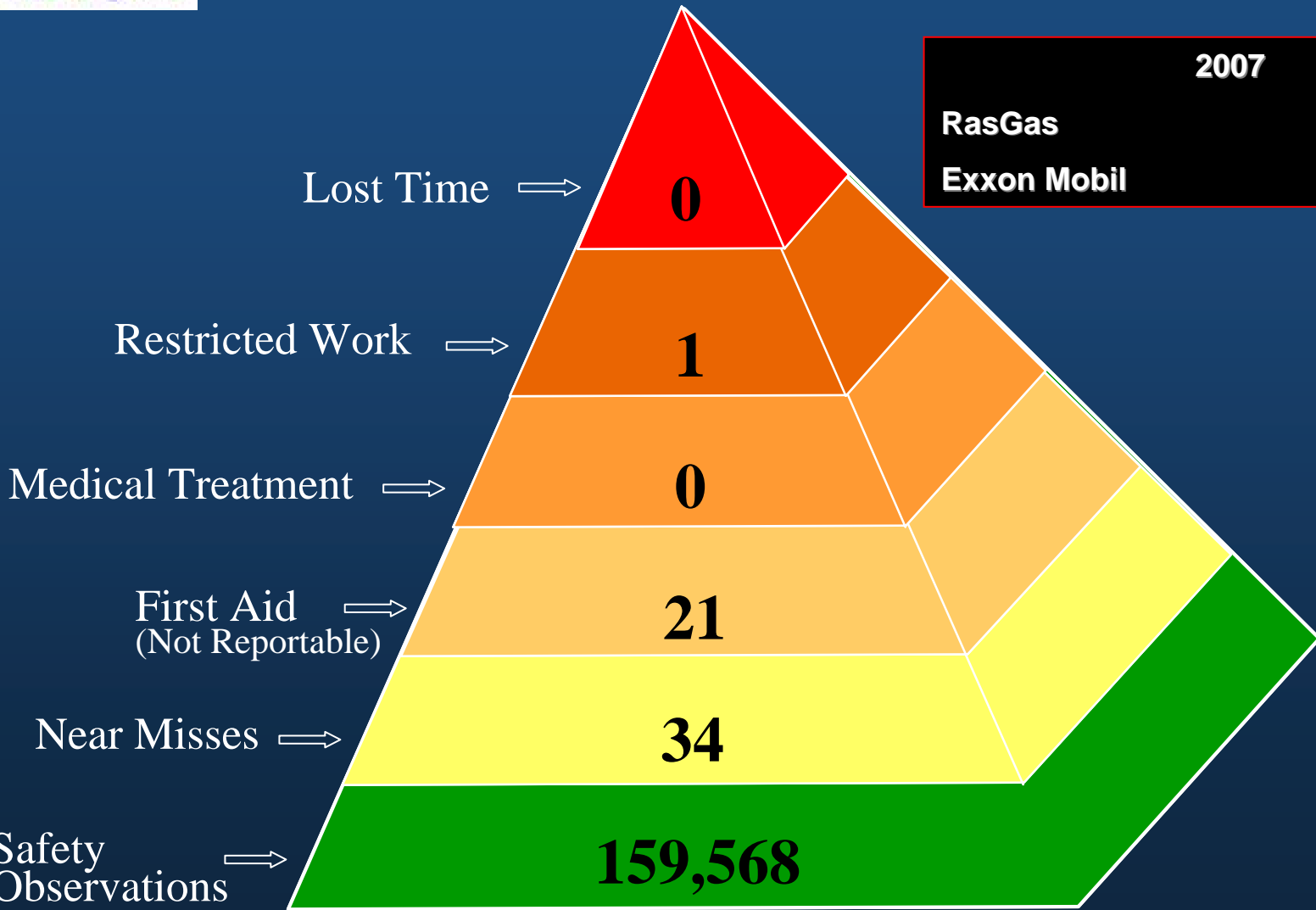


the power of the drop
THE ENERGY TO TRANSFORM


Rasgas Third Quarter Stats July – September 2007



2007 Subsurface Group Safety Performance July - Sept 2007 (Q3)



	2007	LTI	TRI
RasGas		0.05	0.10
Exxon Mobil		0.02	0.80



GLOBAL SANTIAGO

The future of drilling starts here

Doric Meeting

**GSE Safety Stat's
Jul-Oct 07**

Health, Safety, Environmental & Training (HSET)

- **Fatality** **0**
- **RWC** **0**
- **MTO** **1**
- **FAT** **2**
- **Envir** **0**

FAT 20th Jul 2007



- Asst Driller contact with hand tool sustained small cut.

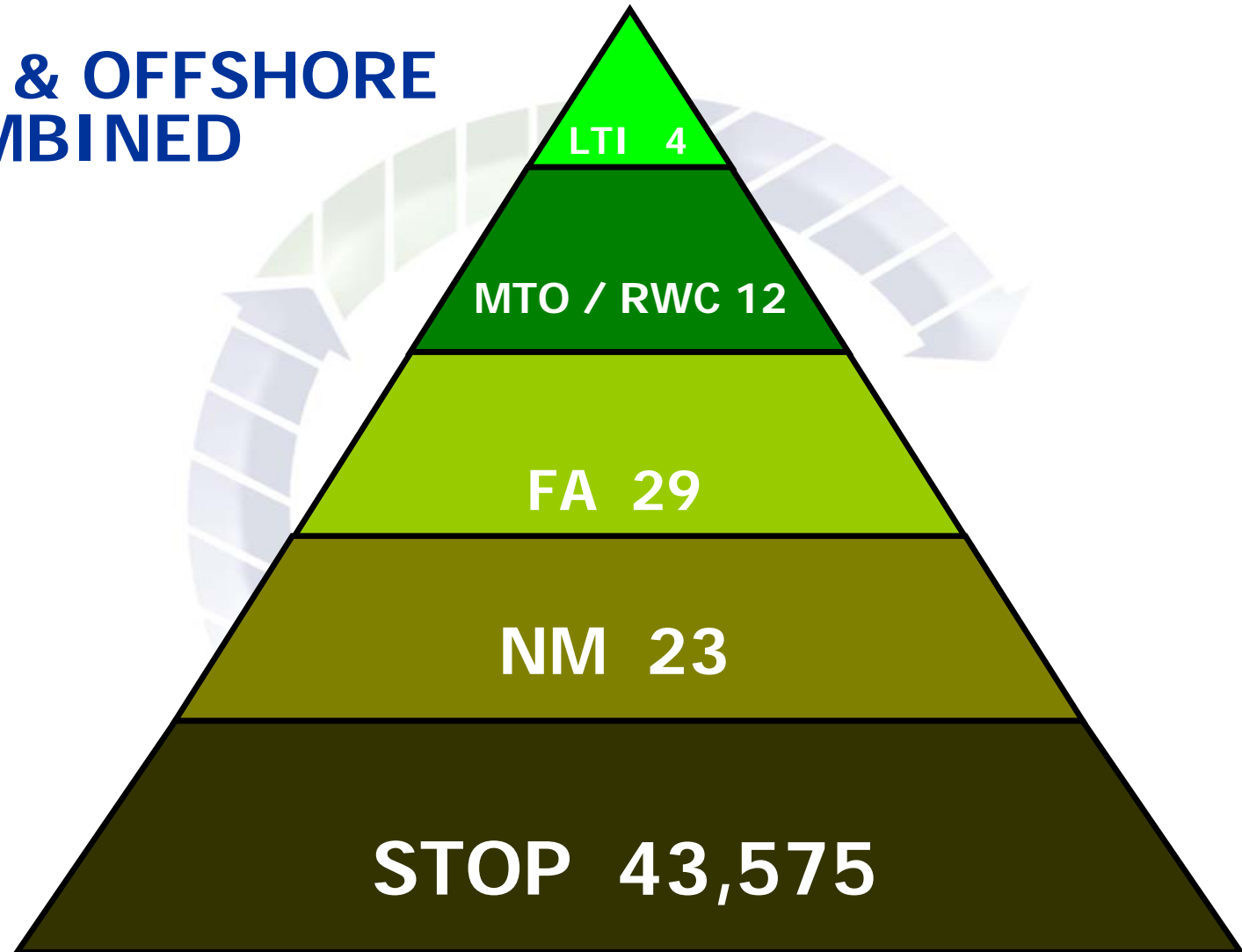
- Rig Electrician striping electrical cable with open knife instead of correct type electrical pliers. Sustained small cut to finger.

FAT 17th Oct 2007



- Toolpusher made contact with drill pipe sustained small amount of bruising around shoulder area.

LAND & OFFSHORE COMBINED





Safety Statistics

January 2007- September 2007



ENSCO QATAR SHE Stats

ENSCO

As of 30th September 2007

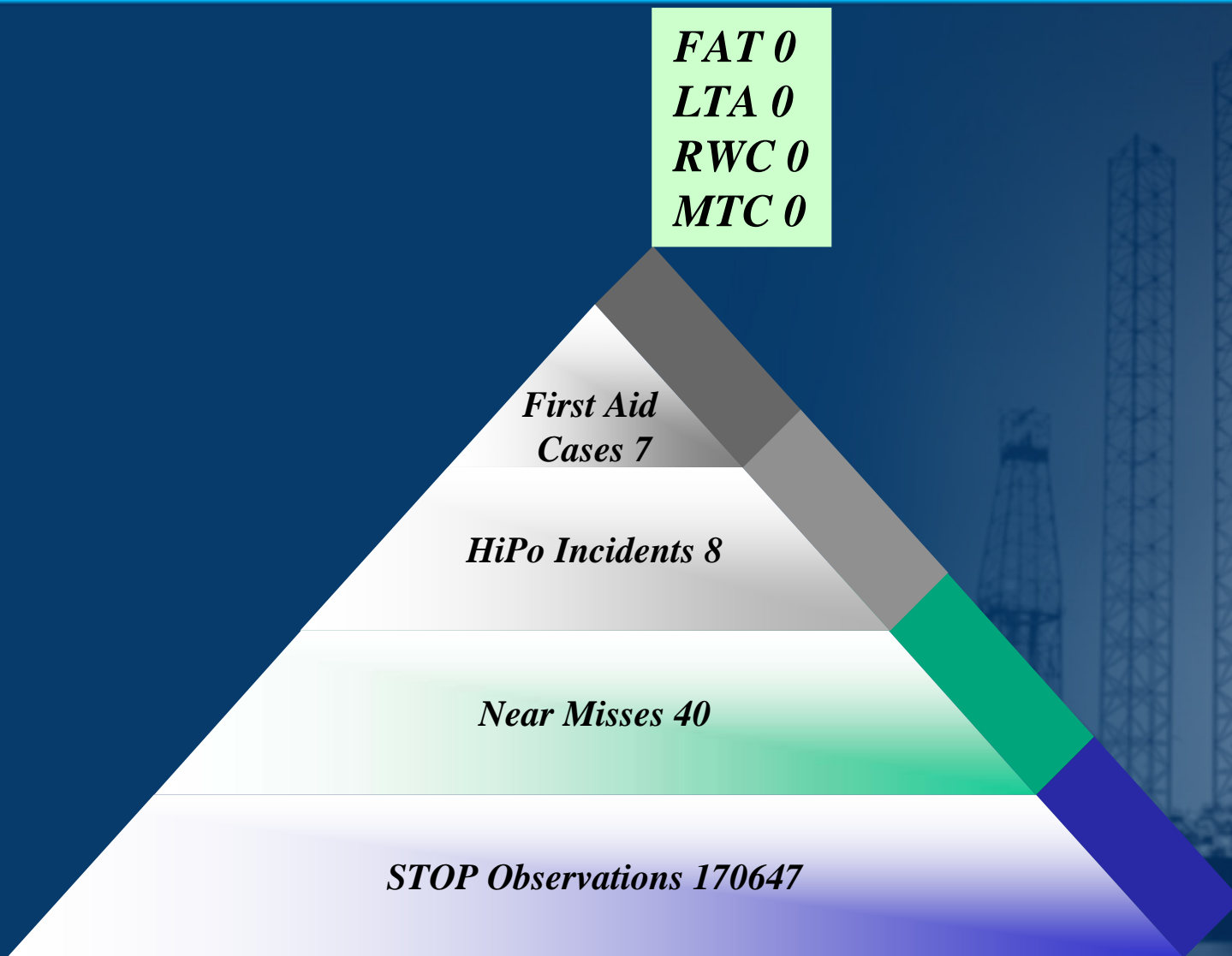
FAT 0
LTA 0
RWC 0
MTC 0

*First Aid
Cases 7*

HiPo Incidents 8

Near Misses 40

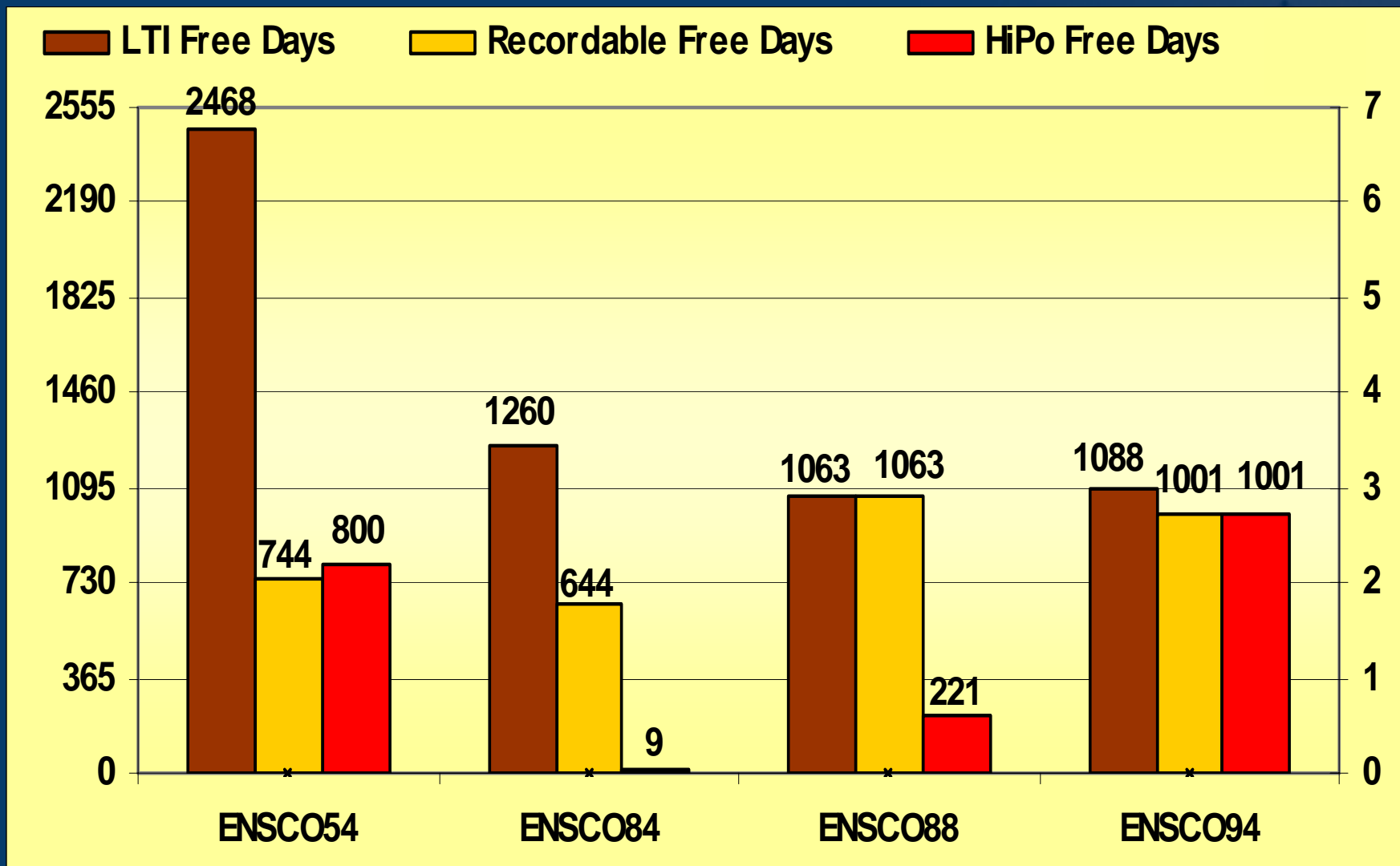
STOP Observations 170647



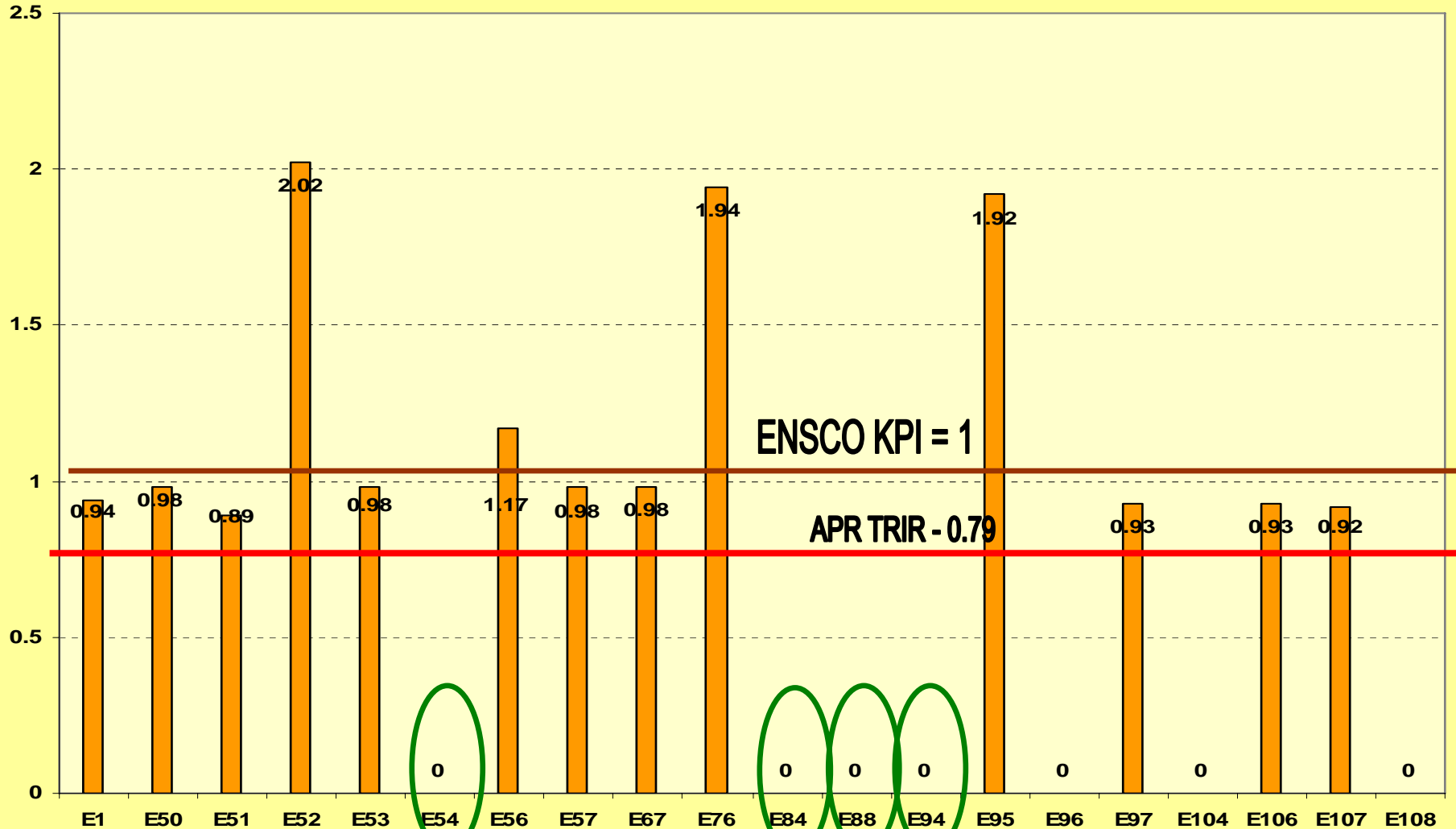
ENSCO QATAR Milestones

ENSCO

As of 30th September 2007



APR Fleet TRIR September '07



- *SHE Leadership Program*
- *Targeting Safety Responsibilities Training*
- *Third Party Equipment Safety Campaign*
- *Hand and Finger Safety Campaign – 2007*
- *New Safe System of Work – PTW, JSA & WI*
- *Competency Assurance Program (CAP)*

ENSCO Core Values

ENSCO®

Ethical Behavior as individuals and as organization

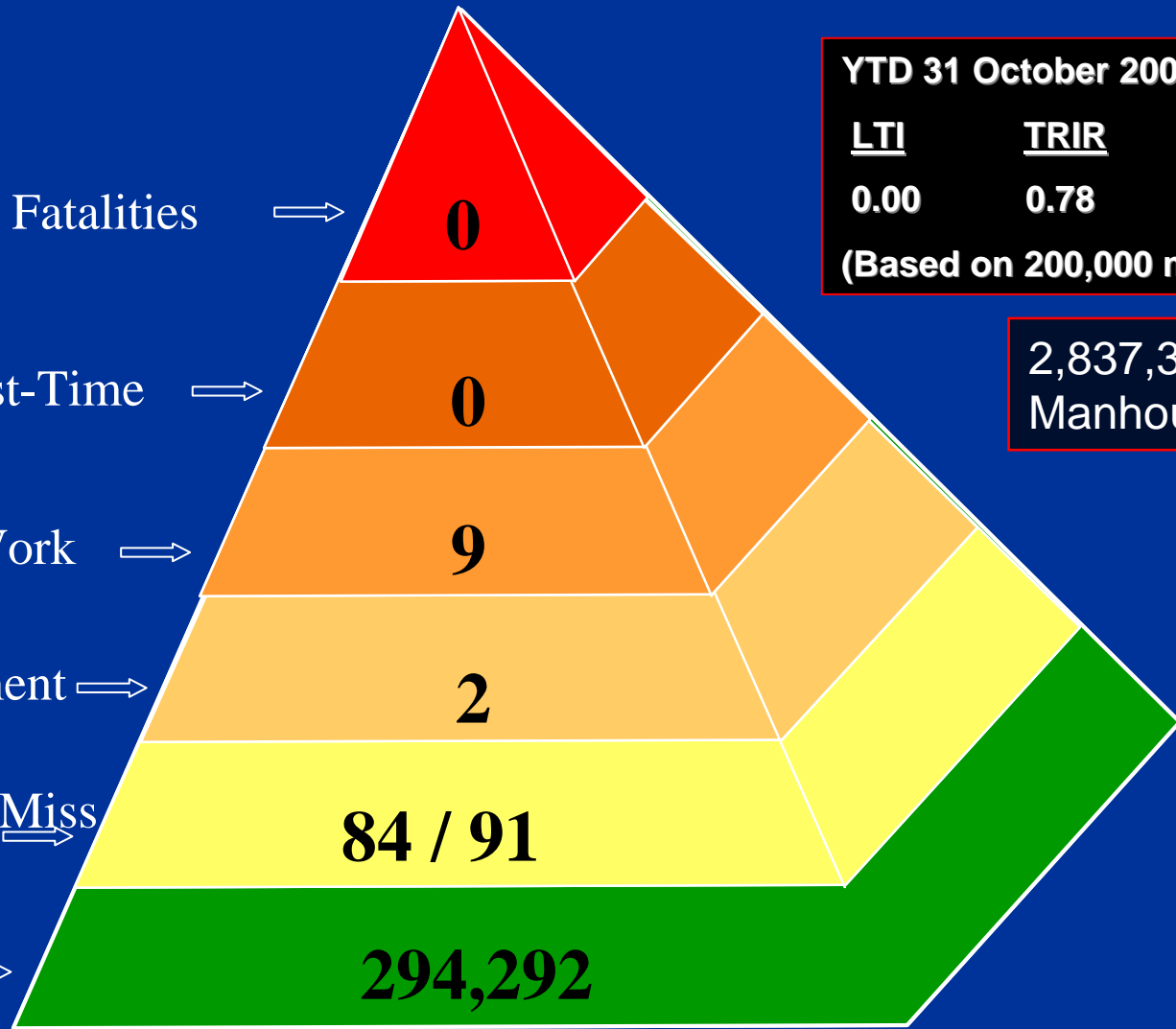
No harm to people, property or to the environment

Superior operating performance

Can-do attitude

Outstanding commitment to all stakeholders

Noble Middle East & India Division 2007 Safety Performance



YTD 31 October 2007

<u>LTI</u>	<u>TRIR</u>
0.00	0.78

(Based on 200,000 man-hours)

2,837,390
Manhours

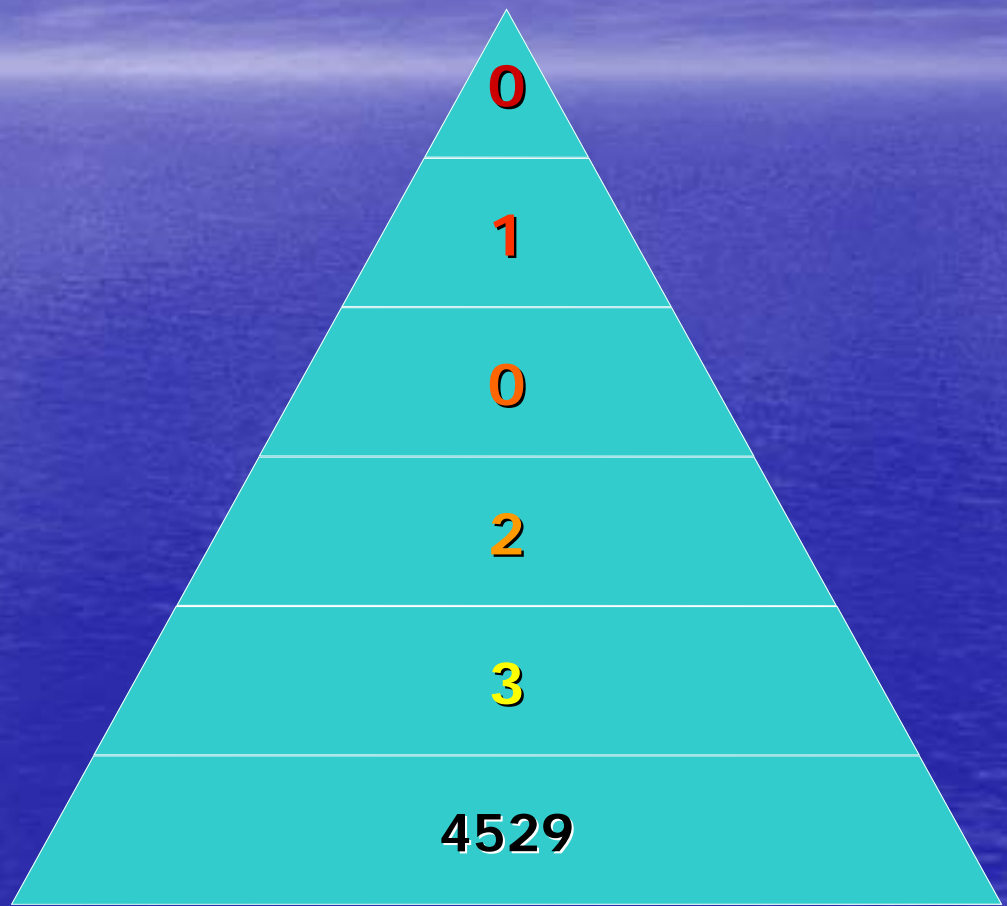


Hercules Rig 16

2007 Safety Performance

YTD TRIR=0.6

- Fatalities
- Lost Time (LTI)
- Restricted Work
- First Aid
- Near Miss
- BBSP (STOP/HERO)
Observations





Baker Hughes Doha Statistics Year To Date 2007

Statistics for Year 2007

For Qatar Petroleum & OpCos DOIRC Meeting



Target: Zero Incidents/Zero Spills

2007 BHI HS&E Goals

- ◆ Zero Fatalities
- ◆ Total Recordable Incident Rate (TRIR) < 0.8 (10%)
 - ◆ Short Service Employee TRIR 15% Reduction
- ◆ Days Away From Work Rate \leq 0.22 (10%)
- ◆ Motor Vehicle Accident Rate < 1.45 (15%)
- ◆ 10% Reduction in Prioritized Waste*

Key HS&E Initiatives Supporting 2007 Goals

- Behavior Based Safety
- Material/Manual Handling
- New Hire/SSE Training/Mentoring
- Enhanced Driver and Vehicle Safety

* Options include establishing, expanding or improving recycling programs or achieving a significant environmental impact reduction



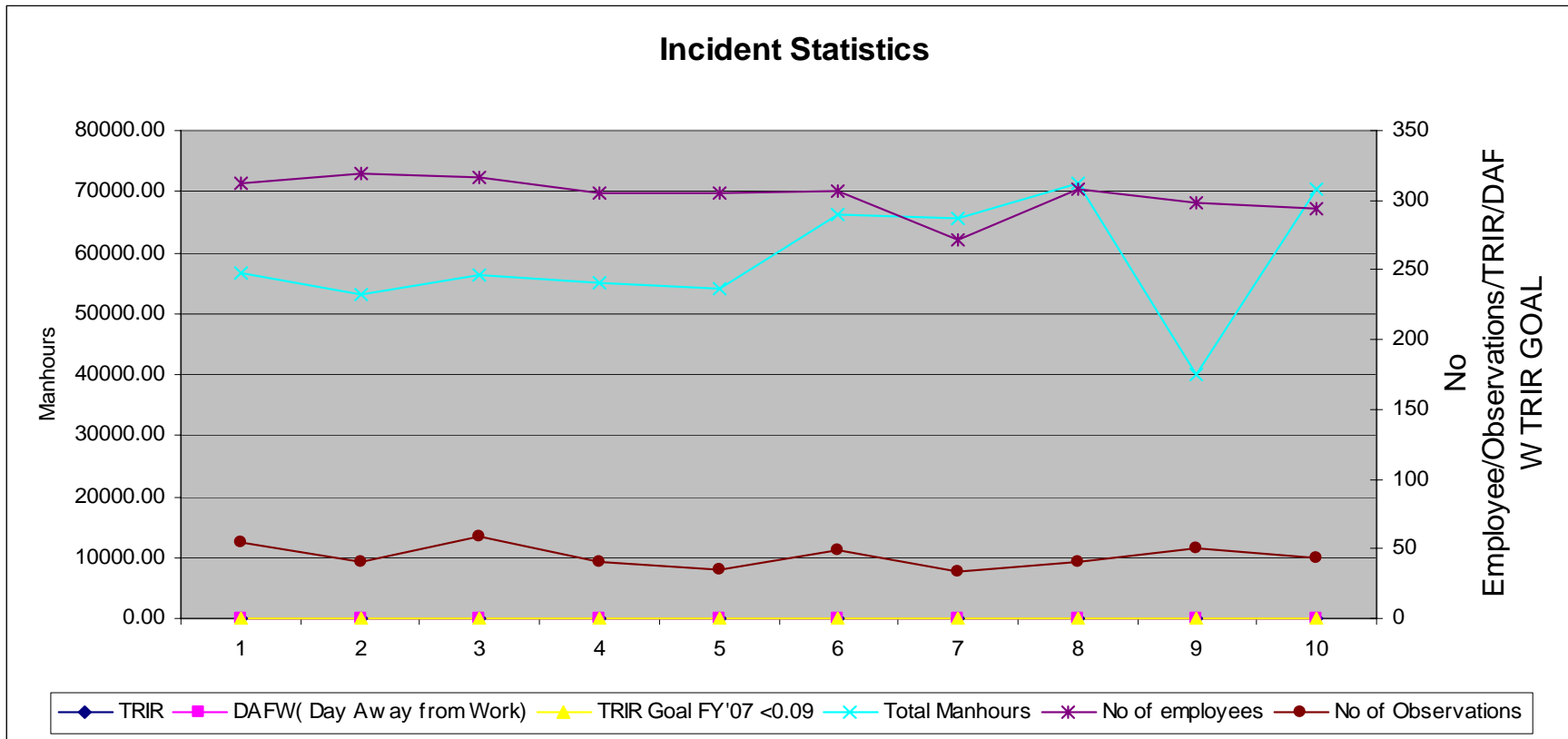
Statistics 2007 Year to Date

No	Item	Targeted	Actual
1	No of employees	-	306
2	Total man hours	-	624890
3	Day Away From Work Days	-	0
4	Recordable Incident	-	0
5	Preventable Accident	-	0
6	TRIR	<0.9	0
7	DAFWR	<0.22	0
8	MVAR	<2.5	0



Statistics Year To Date of Total Recordable Incident Report

Total Recordable Incident Rate Year to Date 2007



TRIR – Total Recordable Incident Rate = 0

DAFW – Day Away From Work = 0

Total Man hours YTD =588540

Total Number of Employees YTD =3036

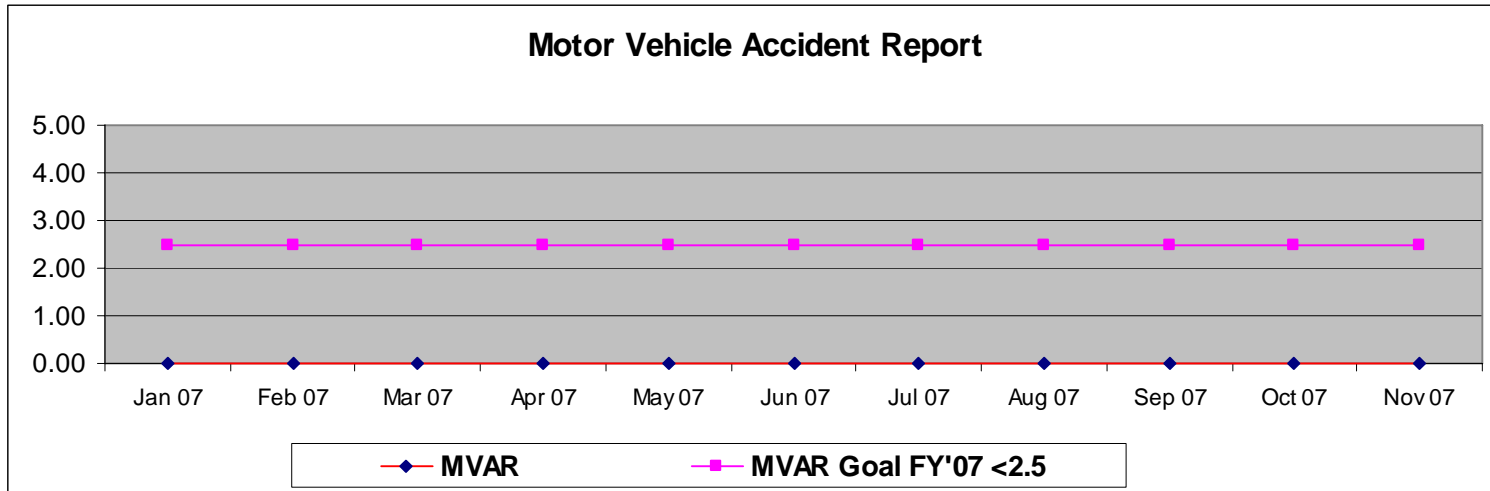
No of Observations YTD = 450

Total Recordable Incident Rate Goal for Year 2007 is <0.09



Statistics Year To Date of Total Motor Vehicle Accident Rate

Total Motor Vehicles Incident Rate Year to Date 2007



TRIR – Total Motor Vehicle Accident Rate = 0

Total Motor Vehicle Accident Rate Goal for Year 2007 is <2.5



Continuous Improvement Implemented 2007

- **Drive Right Monitoring Device Installed**
No of Vehicle : 15
Installed Drive Right : 15

- **Day Time Running Light :**
Drive the vehicle with their running Lights on

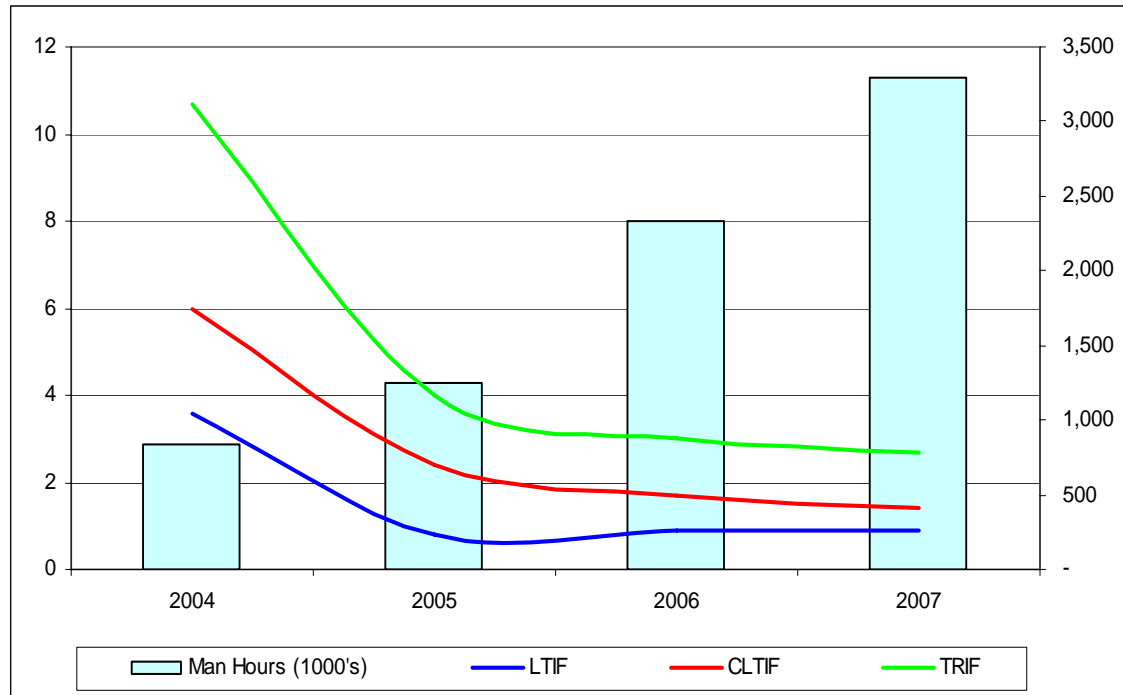
DOIRC Meeting

Nov 26th, 2007

HSE Results

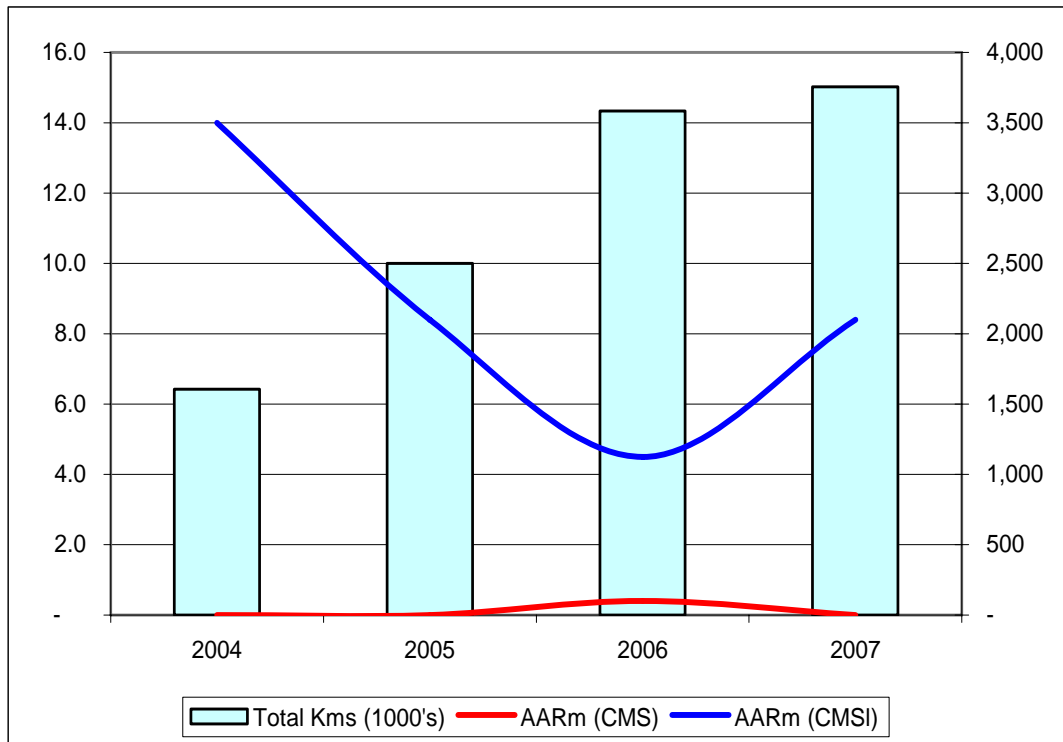


2007 YTD HSE Results: Personnel Injury



OGP Indicators	2004	2005	2006	2007
LTIF - LTI Frequency = (LTI / 1,000,000 manhours)	3.58	0.80	0.85	0.93
CLTIF - Combined LTI Frequency = (CLTI / MM manhours)	5.97	2.40	1.71	1.40
TRIF - Total Recordable Incident Frequency (TRI / MM manhours)	11.94	4.00	2.99	2.70

Driving Indicators



Incidents are Light
Reduced RIR rate
Report every incident

Increased Trainers
Formalized monthly
performance reviews



The Way Forward

- **Achievements**

- NEST: >100 new employees trained
- Minimum Safety Training Coefficient
 - >95%
- Commentary Tasks Assessments

- **Challenges**

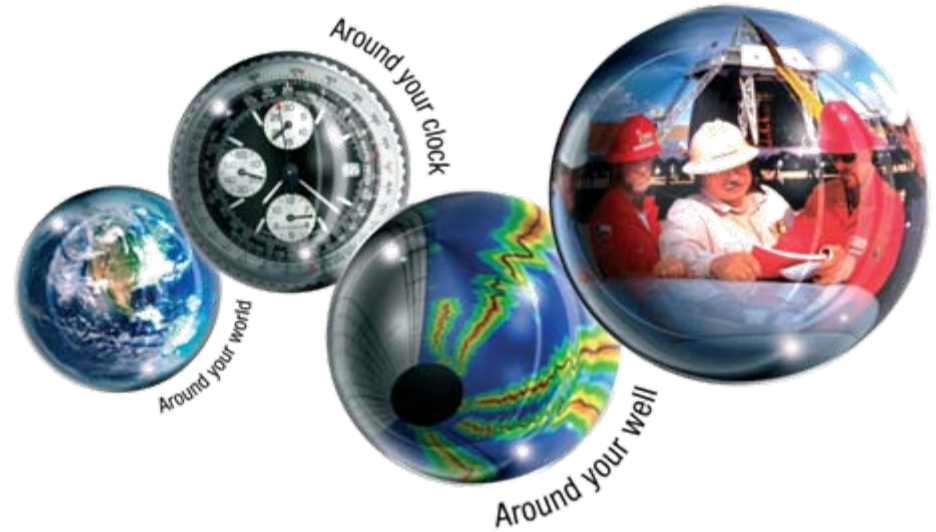
- Stepping, handling and lifting injuries
- Systematic HARC
- Light automotive crashes
- Environmental Awareness

- **Strategy**

- Segment specific QHSE Plans including **injury prevention** and **driving**
- Behavior / Intervention
- Commentary Task assessments
- Mentoring program (Green hats)
- Training
 - NEST
 - QHSE II & III
 - CTC



Weatherford[®]



All Around You

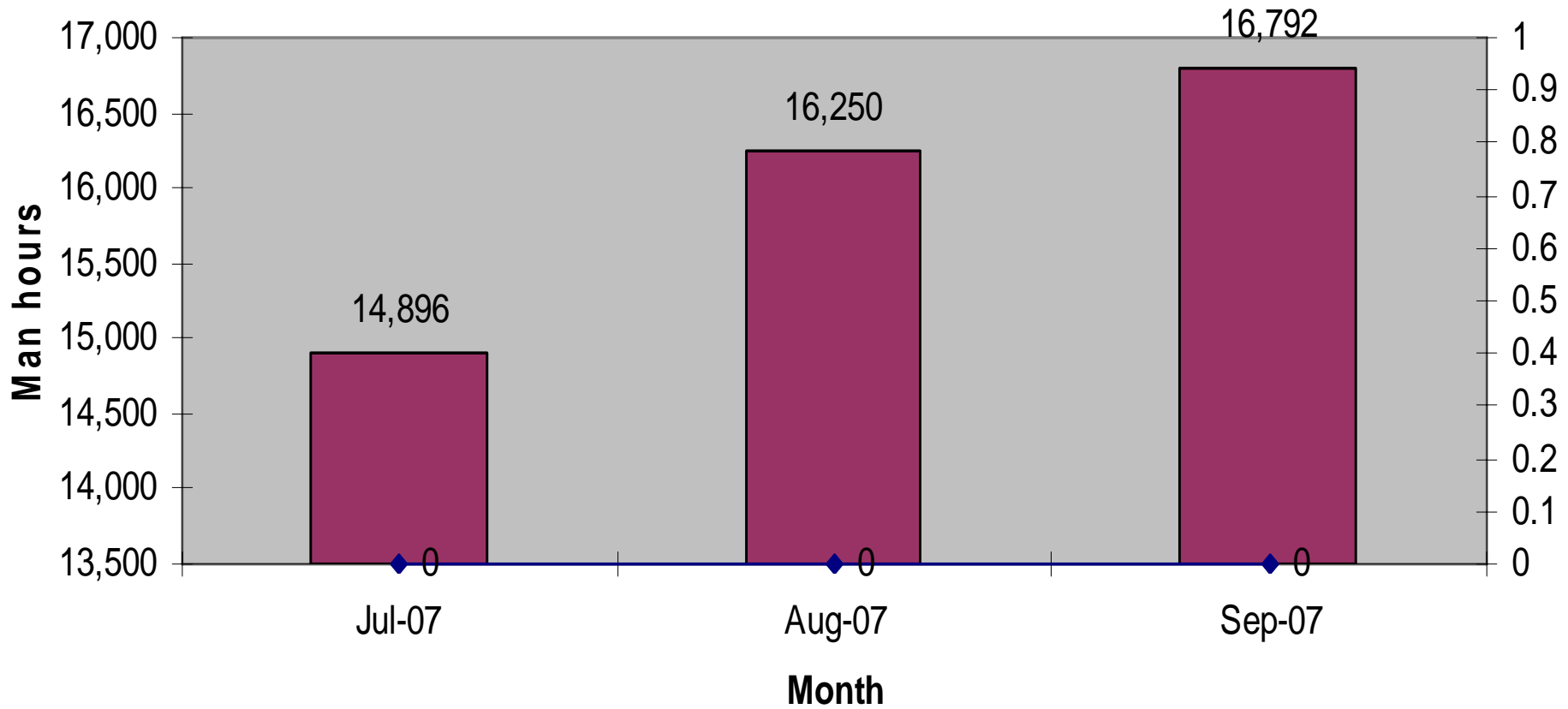
WFT 3rd Quarter HSE Statistics

23/12/2006



Man Hours and LTIF Days

Man hours vs LTIF

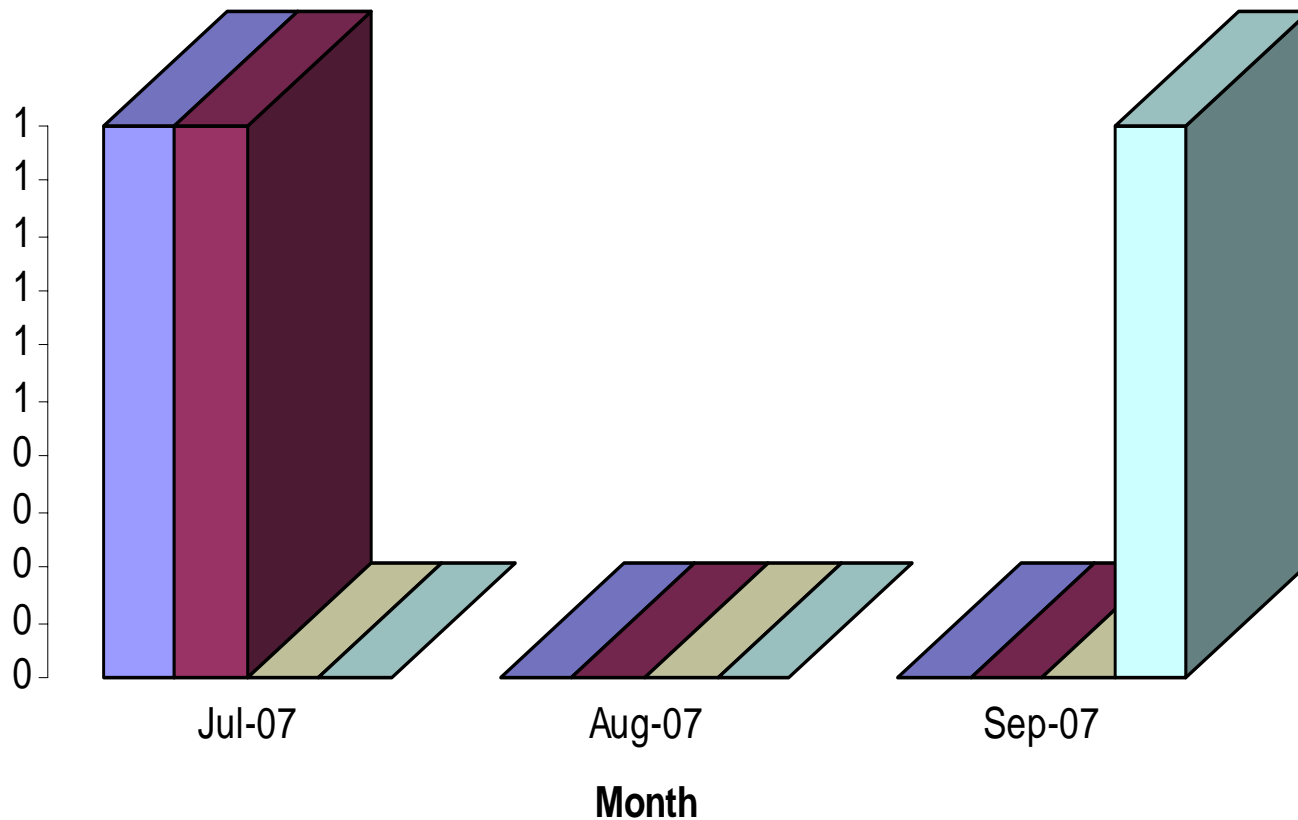


Man Hours —◆— LTI



WFT 3rd 2007 Quarter HSE Statistics

WFT HSE Statistics 3Q



■ MTC ■ FAC ■ RTA ■ NM

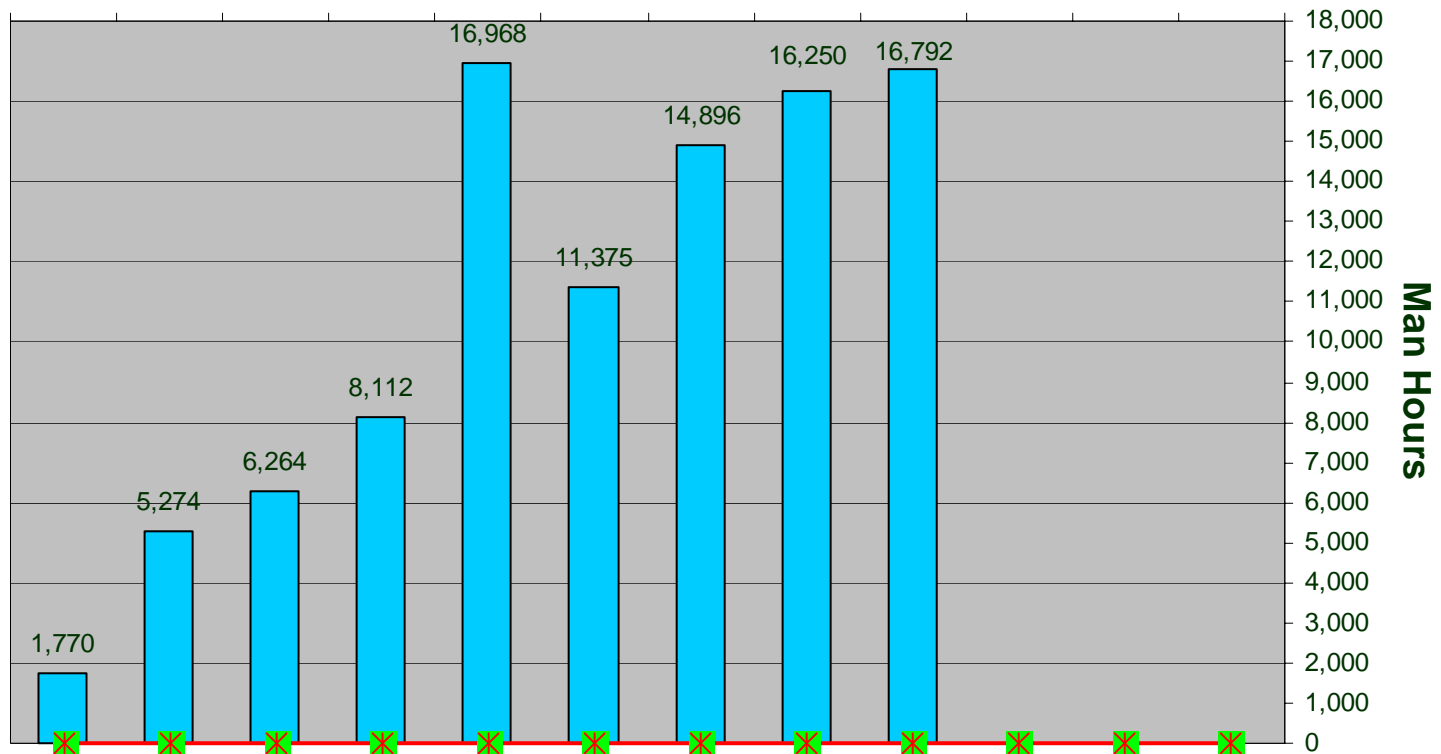


LTIF vs. Man-hours

Weatherford Middle East Oil tools, (Qatar Branch)

LTIF Frequency and Manhours for Jan 07 -December 07

Jan-07 Feb-07 Mar-07 Apr-07 May-07 Jun-07 Jul-07 Aug-07 Sep-07 Oct-07 Nov-07 Dec-07





HSE Highlights

HSE Statistics	2007YTD
Lost Time Incident	Zero
Medical Treatment Case	Three
Restricted Working Case	Zero
First Aid Case	One
Road Traffic Accident	Eight
Near Miss	One
SAFESTART Cards	3325



HSE Highlights (continued)

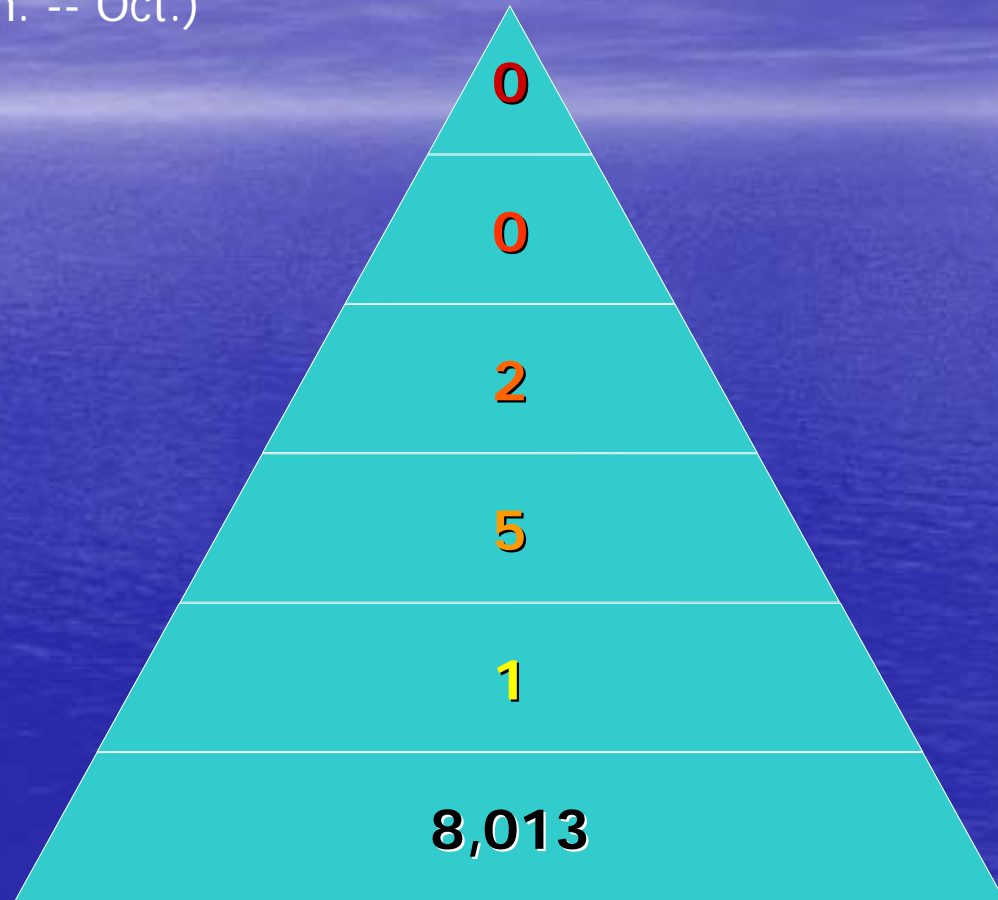
HEALTH STATISTICS:	
Number of Mental and Behavioural Disorders (Stress) in the month	NIL
Number of Diseases of the Ear (Noise Induced Hearing Loss) in the month	NIL
Number of Diseases of the Musculoskeletal system in the month	NIL
Number of Repetitive Strain Injuries in the month	NIL
Number of Cases of Heat Stress in the month	NIL
Number of Other Occupational illnesses in the month	NIL
Total Number of Occupational Illnesses in the month (TROI)	NIL
Total Reportable Occupational Illnesses Frequency (TROIF*)	NIL
Number of Calendar Man Days Lost due to Sickness Absence	NIL
Number of Non injurious incidents in the month	NIL
Number of Non Accidental Deaths in the month	NIL

SPECIALIZED OIL SERVICES COMPANY

SAFETY HIGHLIGHT YEAR 2007

(Jan. -- Oct.)

- **Fatality**
- **Lost Time (LTI)**
- **Restricted Work Case**
- **Med. Treat. (Record)**
- **First Aid Case**
- **Observations/Safety Audit**



One non-recordable First Aid Case in Feb. (Hand injury)

NOWMCO – QHSE Highlights 2007

(01st January To 31st October 2007)

Lost Time Incident Frequency (LTIF):	0
Total Recordable Incident Frequency (TRIF):	0
Environmental Incidents:	0
Reportable Occupational Diseases:	0
Total Training Hours:	2326



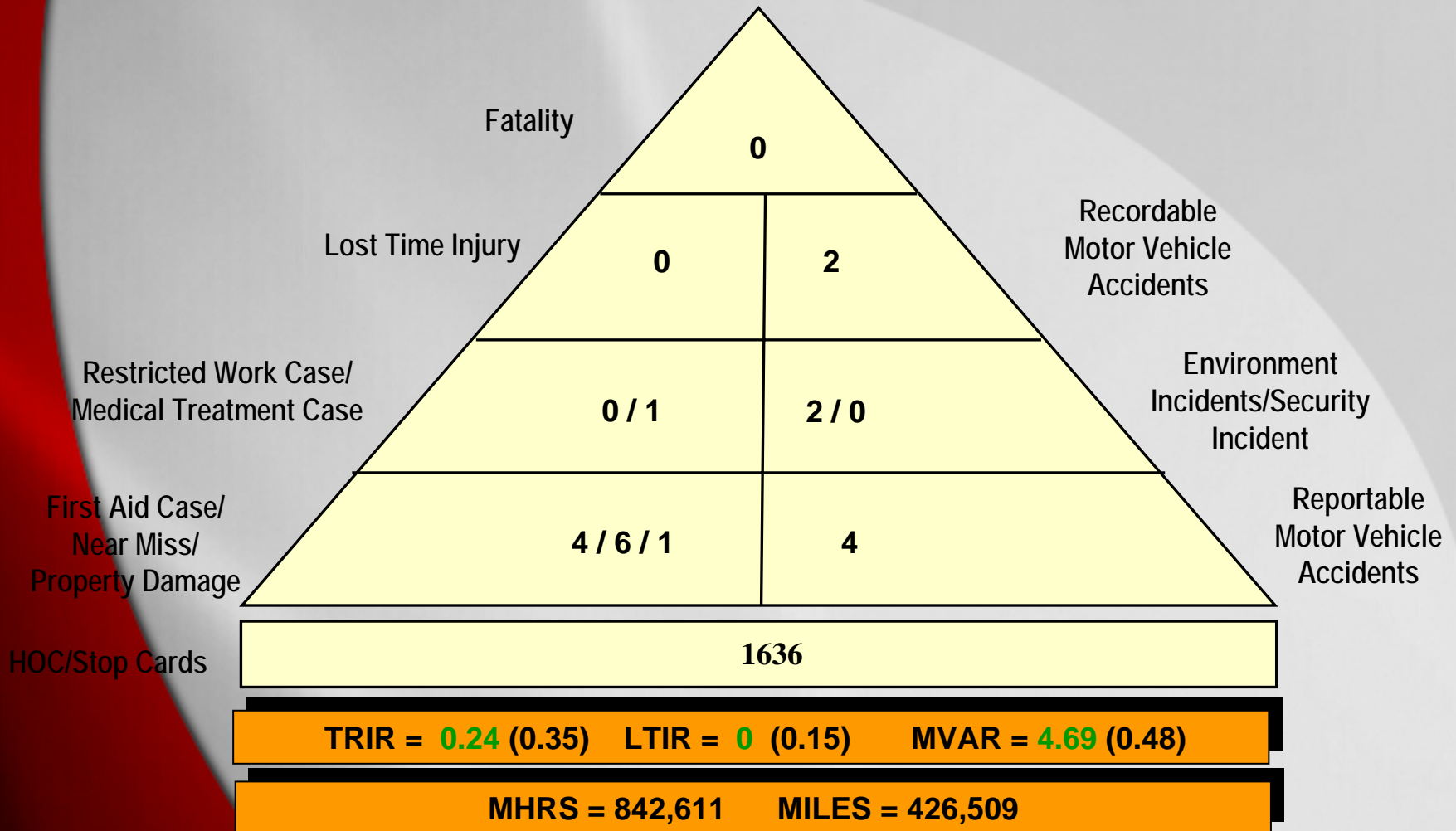

AL MASAOD OIL INDUSTRY SUPPLIES & SERVICES CO.

SAFETY STATISTICS FOR THE PERIOD OF JANUARY 2007 – OCTOBER 2007

	Workshop	Offshore	Overall
Total Man Hour worked	127,319	138,272	265,591
First Aid Cases	4	2	6
Lost Work Cases	0	0	0
Vehicle KM Driven			350,000
Vehicle Damage Cases (Minor)			9
Personnel Injured Cases			0

Middle East – NG Qatar

HSE Performance – 2007 YTD (Oct. 2007)



LTIR (TRIR)=No. LTI(TRIR) x 200,000/Mhours; MVAR=No. MVA x 1000000/Miles